











	Airbag		Seat belt pretensioner		Battery pack, high-voltage
	Gas strut / Preloaded spring		SRS control unit		High voltage component
	High strength zone		Stored gas inflator		Battery low voltage
	High voltage power cable		Zone requiring special attention		Pedestrian protection active system
	Low voltage device that disconnects high voltage				



# HONGQI EH7

Sedan, 5-seater, 4-doors, 2024-



## 1. Identification / recognition

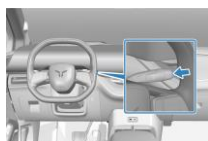


LACK OF ENGINE NOISE DOES NOT MEAN VEHICLE IS OFF. SILENT MOVEMENT OR INSTANT RESTART CAPABILITY EXISTS UNTIL VEHICLE IS SHUT DOWN. WEAR APPROPRIATE PPE.



## 2. Immobilisation / stabilisation / lifting

### Immobilise the vehicle



Shift into "P"



Engage EPB




Turn off the ignition



Parking wedge

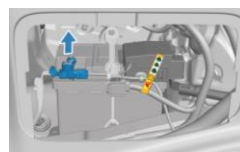
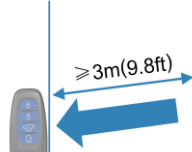
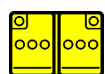
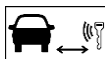
### Stabilisation-lifting points



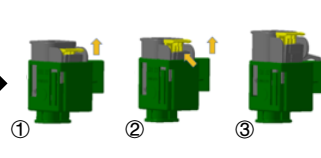
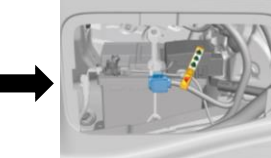
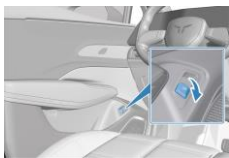
Green squares: Stabilisation-lifting points  
Orange rectangle: High-voltage battery

## 3. Disable direct hazards / safety regulations

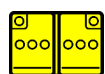
### Main disabling method



### Alternative disabling method



### Access to 12V battery



Do not touch , or open high-voltage components and the high-voltage battery!  
Always wear the appropriate PPE!

In the event of an accident in which the airbags are deployed , the high-voltages system will be automatically deactivated.

Document I.D. Number:

Rescue Sheet\_HONGQI\_EH7\_01\_EN

Version No.

01

Version Date

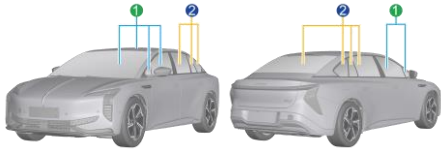
10/2024

Page No.

2/4

4. Access to the occupants

Glass types

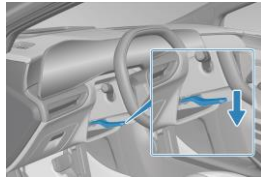


- ① Laminated glass
- ② Tempered glass

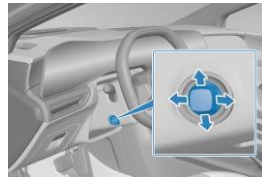
High strength zone



Steering column adjustment

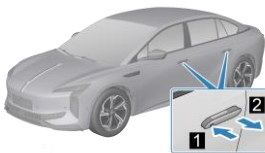


Mechanical




Electric

Door opening



Exterior door handle

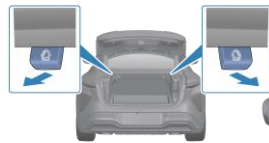


Interior door handle

Seat adjustment



Front seat (electric)

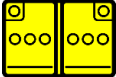
















2<sup>nd</sup> row seat (mechanical)



If the low-voltage battery is powered off, various electrical adjustments in the vehicle will not be properly operated, such as seat electric adjustment, steering column electric adjustment, and exterior door handle. The 2<sup>nd</sup> row seat adjustment switch is located on the trim plate of the trunk.

5. Stored energy / liquids / gases / solids

	  	12V
	     	400V
	  	R1234yf 1100±15g



When there is coolant leakage, the battery pack may become unstable and there is risk of thermal runaway. The battery pack temperature must be checked with a thermal imaging camera. Always wear appropriate PPE.



6. In case of fire



USE LARGE AMOUNTS OF WATER



BATTERY RE-IGNITION!



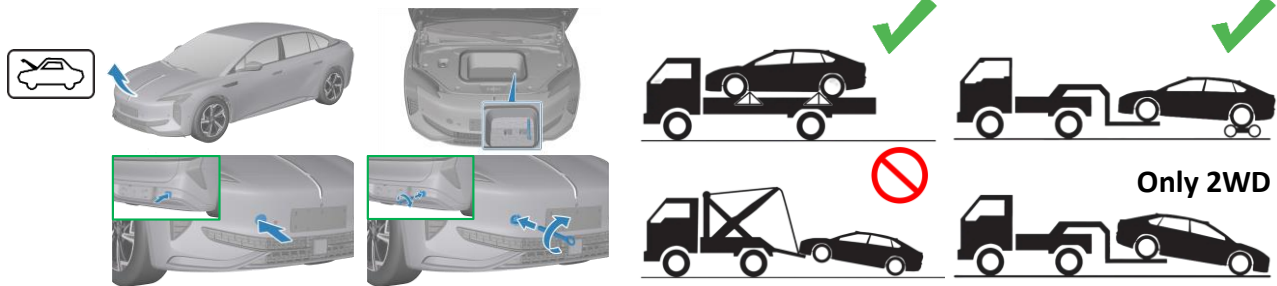
DO NOT SUBMERGE VEHICLE TO EXTINGUISH BATTERY.

7. In case of submersion

After removing the vehicle from the water, shut off the high-voltage system (see Chapter 3) and drain water out of the vehicle. Appropriate personal protective equipment must be worn during this procedure.

8. Towing / transportation / storage

Hook Front/Back



Store at a safe distance from other vehicles!



**BATTERY RE-IGNITION!**



















9. Important additional information



Driver's seat has a far side airbag in addition to the side airbag. Location of far side airbag is shown in the mark **9.** on Page 1.

For more information related to rescue, please refer to [https://www.hongqi-auto.com/pages/cartype/cartype\\_eh7.html](https://www.hongqi-auto.com/pages/cartype/cartype_eh7.html)

10. Explanation of pictograms used

	General warning sign		Explosive		Warning; low temperature
	Remove smart key		Corrosives		Use water to extinguish the fire
	Bonnet		Acute toxicity		Use thermal Infrared camera
	Boot		Hazardous to the human health		Electric Vehicle
	Flammable		Air-conditioning component		Warning, Electricity
	Steering wheel, tilt control		Seat height adjustment		Seat adjustment, longitudinal

Document I.D. Number:

Rescue Sheet\_HONGQI\_EH7\_01\_EN

Version No.

01

Version Date

10/2024

Page No.

4/4